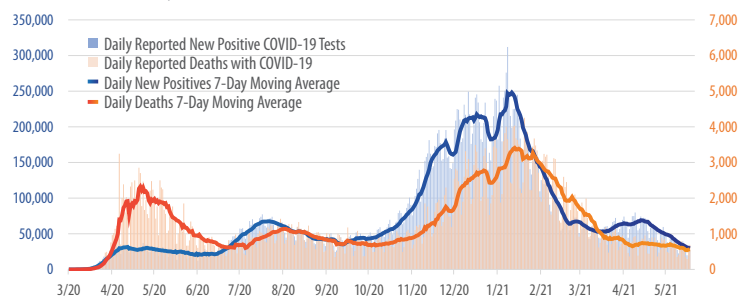


# First Trust

## COVID-19 TRACKER

### Daily Reported New Positive COVID-19 Tests vs. Daily Reported Deaths from COVID-19 in the U.S.

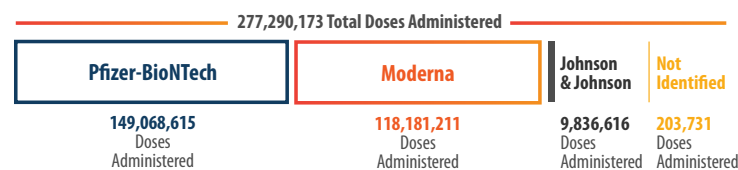
March 1, 2020 - May 18, 2021



Sources: CDC.gov, First Trust Advisors

### U.S. COVID-19 Vaccine Doses Administered by Vaccine Type

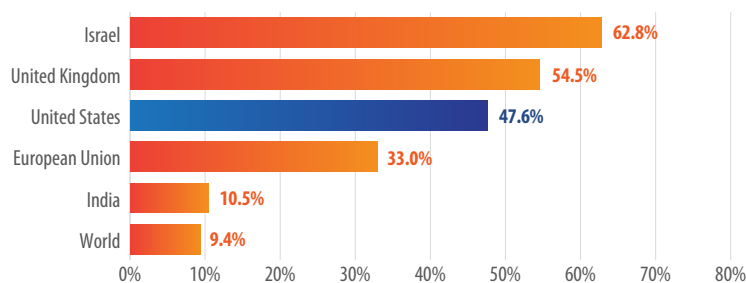
As of May 19, 2021



Sources: CDC.gov, First Trust Advisors

### Share of Population Who Received at Least One Dose of COVID-19 Vaccine

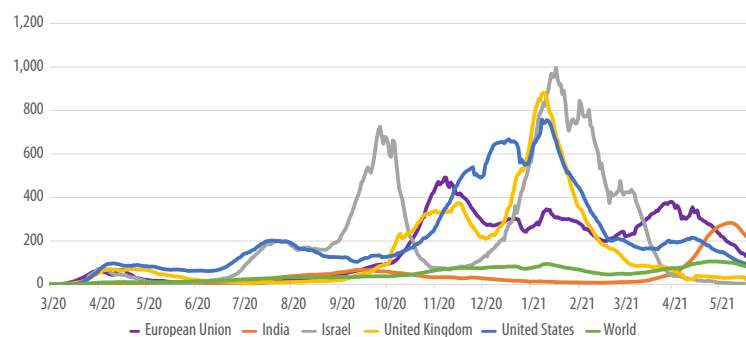
As of May 19, 2021



Sources: ourworldindata.org, First Trust Advisors

### COVID-19 Cases Per Million People (7-Day Moving Average)

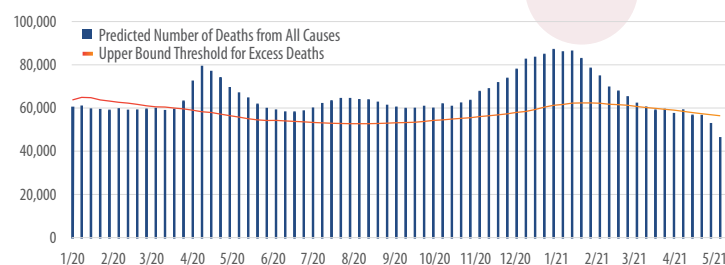
March 1, 2020 - May 19, 2021



Sources: ourworldindata.org, First Trust Advisors

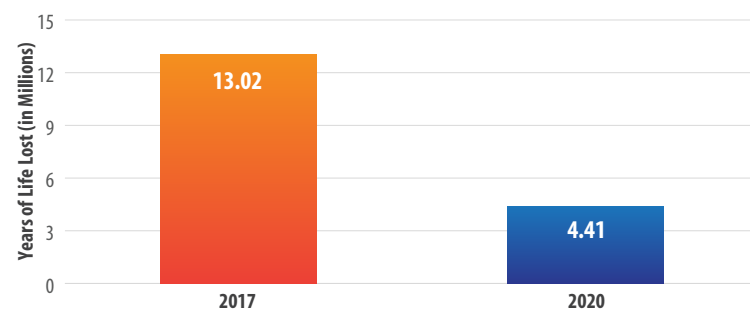
### Weekly Count of U.S. Deaths and Excess Deaths

January 4, 2020 - May 8, 2021



Sources: CDC.gov, First Trust Advisors

### Millions of Life Years Lost to Excess Mortality in 2017 vs. COVID-19 in 2020 in the U.S.

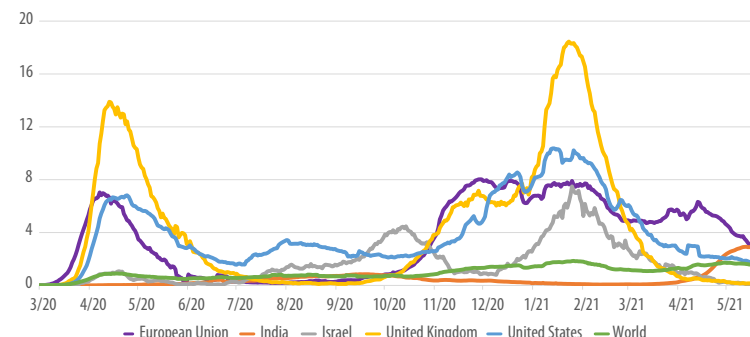


Sources: pnas.org, First Trust Advisors

The reported number of COVID-19 hospitalizations, was grossly inflated for children in California hospitals, two research papers published on May 19, 2021 concluded. The papers found that pediatric hospitalizations for COVID-19 were overcounted by at least 40%, carrying potential implications for nationwide figures.<sup>2</sup>

### COVID-19 Deaths Per Million People (7-Day Moving Average)

March 1, 2020 - May 19, 2021



Sources: ourworldindata.org, First Trust Advisors

<sup>1</sup>nature.com (July 15, 2020); <sup>2</sup>nymag.com